

**PRICE LIST BY : THE SUPREME INDUSTRIES LTD - MUMBAI**




**" SWR " PIPES IS 13592/92 & FITTINGS IS 14735/99**

**Dt: 03-09-2024**

Item	TYPE A				TYPE B				
	DESCRIPTION	75 mm	90 mm	110 mm	160 mm	75 mm	90 mm	110 mm	160 mm
Pipe 10' (3mtr) S/S	<b>376</b>	539	<b>669</b>	1576	666	797	986	1863	
Pipe 10' (3mtr) D/S	417	556	757	1619	714	866	1067	1921	
Pipe 6' (1.8mtr) S/S	243	337	427	973	446	530	640	1260	
Pipe 6' (1.8mtr) D/S	266	350	458	1014	453	536	678	1279	
Pipe 4' (1.2mtr) D/S	183	271	318	700	320	367	458	889	
Pipe 3' (0.9mtr) D/S	150	188	250	532	243	287	350	700	
Pipe 2' (0.6mtr) D/S	109	155	185	356	173	194	243	478	
<b>Pipe 10' (3mtr) S/S</b>	<b>40MM</b>	<b>208</b>			<b>40MM</b>	<b>357</b>	<b>50MM</b>	<b>444</b>	
DESCRIPTION	40 mm	50 mm	63 mm	75 mm	90 mm	110 mm	160 mm	200 mm	
Bend 45°		31		57	82	98	230		
Bend 87.5		35		61	90	116	302		
Door Bend		47		76	112	140	363		
Coupler		32		49	65	83	191		
Connecting Coupler				49		83			
Plain Tee		50		85	130	155	400		
Door Tee		64		100	150	192	461		
Single Y	44	60		109	150	209	589		
Double Y				138	215	275			
Swept Tee				106		223			
Door Swept Tee				136		262			
Door Single Y (LH)or(RH)				126		235			
Door Tee LH / RH				222		218			
Cross Tee				130	154	210	614		
Door Cross Tee				200		260			
Door Double Y				195	247	325			
Cleaning Pipe				77	130	159	383		
Pipe Clip		10	11	15	16	22	40	86	
Vent Cowl		10	13	17	25	26	54	168	
Clean Out	8	13	25	38	48	59	136		
Socket Plug	7	10		31		47			
Door Cap			25	32	36	46			
Reverse Y				122					
Door Bend with Vent						156			
TRAP				REDUCING ITEMS					
Nahani Trap 3½" HT. 110 x 75mm w/o Jali 1Pc			<b>95</b>	<b>Reducing Items</b>	<b>110X75</b>	<b>160X110</b>	<b>160X75</b>		
Plain Floor Trap 4" HT. 110 x 75 w/o Jali			<b>101</b>	Reducer	76	150			
Multi Floor Trap 4" HT. 110x75x50/40-w/o Jali			<b>132</b>	Reducing Y	172	508	<b>393</b>		
<b>Sunken Multi Trap 6" HT. 110x75x50 w/o Jali</b>			<b>352</b>	Red Tee	146	358			
<b>Multi Floor Trap 4½" HT. 110x75x50/40 w/oJali</b>			<b>146</b>	Red Door Tee	166	362			
<b>Floor Trap 4" HT. 50mm Water Seal 110x75 w/o Jali</b>			<b>150</b>	Red Swept Tee	180	348			
"P" Trap 75mm			<b>136</b>	Red Swept Door Tee	184	362			
"P" Trap 110mm Short Ht			<b>248</b>	Red Cross Tee		409			
<b>Bell Mouth Trap 110 x 75</b>			<b>265</b>	Red Double Y	223	562			
Square Gully Trap 110 mm (IP) PASTED			<b>476</b>	Red Double Door Y	266	628			
Domed Roof Outlets			<b>934</b>	ST.W.C.CONNECTOR 450 mm(18")LONG				<b>363</b>	
Roof Corner outlet			<b>335</b>	W.C.Connector St.(Moulded)125*110				<b>129</b>	
Nahani Trap 75 X 50mm w/o Jali 1Pc			<b>52</b>	W.C.Connector Bend W/Lip Ring				<b>173</b>	
Balcony Drain 75mm			<b>150</b>						

**PRICE LIST BY : THE SUPREME INDUSTRIES LTD - MUMBAI**

	<b>uPVC Solvent Weld Pipes &amp; Fittings Sch-40 &amp; Sch-80 As per ASTM D-1785</b>											<b>Dt: 03-09-2024</b>	
Item / Size (mm)	15 mm	20 mm	25 mm	32 mm	40 mm	50 mm	65 mm	80 mm	100 mm	150 mm	200 mm	250 mm	
Item / Size (Inch)	1/2"	3/4"	1"	1 1/4"	1 1/2"	2"	2 1/2"	3"	4"	6"	8"	10"	
Sch 40 - 3 Mtr Pipe	151	194	298	393	470	629	1063	1334	1898	3285	5351	7315	
Sch 80 - 3 Mtr Pipe	184	251	367	509	624	850	1359	1742	2637	4889	7619	11724	
Sch 80 - 3 Mtr Thr. Pipe	196	268	393	545	669	944	1529	1937	2931	5438	8167		
Sch120 - 3 Mtr Thr. Pipe	226	305	457	603	731	1118	1633	2215	3552	6909			
Mould Fittings - SCH 80	15 mm	20 mm	25 mm	32 mm	40 mm	50 mm	65 mm	80 mm	100 mm	150 mm	200 mm	250 mm	
	1/2"	3/4"	1"	1 1/4"	1 1/2"	2"	2 1/2"	3"	4"	6"	8"	10"	
Elbow 90°	11	14	23	36	49	83	116	199	363	970	3276		
Equal Tee	12	20	30	45	73	92	169	244	517	1303	4200		
Coupler	8	10	17	22	30	46	74	114	187	535	1187	2892	
Elbow 45°Sch.80(6"Sch.40)	9	13	20	30	40	59	119	183	301	392			
Cross Tee	14	22	34	61									
Union	21	30	44	63	103	117	773	966	1506				
End Cap	5	7	12	14	21	32	58	83	146	451			
End Cap Threaded	5	8	13	16	20	33							
Pipe Clip (Plastic)	2	3	3	5	9	12							
Bend 90° Soc	19	29	49	79	104	167	330	491	1163	2914	7701	15336	
F.T.A. Plastic	7	9	15	21	26	41	69	112	177	855	1657		
M.T.A. Plastic	5	8	13	21	25	46	63	123	166	855	1657		
Ball Valve Plastic Ball	73	96	157	261	315	470	2303	3403	5648				
F.T.A. Brass Insert	58	83	154	245	279	445	739	942	2072				
M.T.A. Brass Insert	84	115	180	326	397	554	994	1450	2947				
Ball Valve Brass Ball	256	314	444	918	1227	2044							
Fem. Threaded Elbow PL	11	14	23	37	53	74							
Fem Threaded Tee PL	12	20	33	49	67	102							
Threaded Plug Short	3	7	11	14	43	94	136	189	318				
Circuit Testing Plug	7	11											
Flange Adapter			43		73	122	208	234	375	605			
Flange Adapter (Metal Bush)							379	407	724	997			
Flange Van Stone Style				69			245	323	490		1803		
Blind Flange Sch - 80							268	329	557				
Tank Connector	19	35	40	66	75								
Tank Connector Long RCC TANK						489	537	833	1193				
Y Strainer ( Brass )			570	783	894	1324	2254	2695					
Swing Check Valve Sch-80		358	570	884	1104	1456							
Non Return Valve Sch-80						1537	2688	4014	6250				
<b>METAL INSERT FITTINGS</b>	<b>15</b>	<b>20</b>	<b>25</b>	<b>32</b>	<b>20 x 15</b>	<b>25 x 15</b>	<b>25 x 20</b>	<b>32x15</b>	<b>32x20</b>	<b>32x25</b>	<b>40x20</b>	<b>40x32</b>	
	½ x ½	¾ x ¾	1 x 1	1 ¼ x 1 ¼	¾ x ½	1 x ½	1 x ¾	1 ¼ x ½	1 ¼ x ¾	1 ¼ x 1	1 ½ x ¾	1 ½ x 1 ¼	
Pvc F.Th.Elbow Br.Insert	63	95	192	345	71	85	127						
Pvc F.Th.Tee Br. Insert	77	115	274		83	115	135	144	162		203		
Pvc MTA Brass Insert					80	98	126			171		319	
Pvc FTA Brass Insert					59	70	93					249	
<b>Item / Size (mm)</b>	<b>20x15</b>	<b>25x15</b>	<b>25x20</b>	<b>32x15</b>	<b>32x20</b>	<b>32x25</b>	<b>40x15</b>	<b>40x20</b>	<b>40x25</b>	<b>40x32</b>	<b>50x15</b>	<b>50x20</b>	
<b>Item / Size (Inch)</b>	<b>¾" x ½"</b>	<b>1" x ½"</b>	<b>1" x ¾"</b>	<b>1 ¼" x ½"</b>	<b>1 ¼" x ¾"</b>	<b>1 ½" x 1"</b>	<b>1 ½" x ½"</b>	<b>1 ½" x ¾"</b>	<b>1 ½" x 1"</b>	<b>1 ½" x 1 ¼"</b>	<b>2" x ½"</b>	<b>2" x ¾"</b>	
Reducer	10	14	15		28	22	45	45	30	29	73	73	
Reducing Tee	19	26	30	34	39	40	45	50	52	61	87	87	
Reducing Bush	4	8	6	16	14	11	19	19	19	10	29	31	
<b>Item / Size (mm)</b>	<b>50x25</b>	<b>50x32</b>	<b>50x40</b>	<b>65x15</b>	<b>65x20</b>	<b>65x25</b>	<b>65x32</b>	<b>65x40</b>	<b>65x50</b>	<b>80x15</b>	<b>80x20</b>	<b>80x25</b>	
<b>Item / Size (Inch)</b>	<b>2" x 1"</b>	<b>2" x 1 ¼"</b>	<b>2" x 1 ½"</b>	<b>2 ½" x ½"</b>	<b>2 ½" x ¾"</b>	<b>2 ½" x 1"</b>	<b>2 ½" x 1 ¼"</b>	<b>2 ½" x 1 ½"</b>	<b>2 ½" x 2"</b>	<b>3" x ½"</b>	<b>3" x ¾"</b>	<b>3" x 1"</b>	
Reducer	44	48	48	127	85		99	127	100				
Reducing Tee	83	90	88	240	189	182	188	228	216	375	280	288	
Reducing Bush	33	29	23			59	56	56	33				
<b>Item / Size (mm)</b>	<b>80x32</b>	<b>80x40</b>	<b>80x50</b>	<b>80x65</b>	<b>100x15</b>	<b>100x20</b>	<b>100x25</b>	<b>100x32</b>	<b>100x40</b>	<b>100x50</b>	<b>100x65</b>	<b>100x80</b>	
<b>Item / Size (Inch)</b>	<b>3" x 1 ¼"</b>	<b>3" x 1 ½"</b>	<b>3" x 2"</b>	<b>3" x 2 ½"</b>	<b>4" x ½"</b>	<b>4" x ¾"</b>	<b>4" x 1"</b>	<b>4" x 1 ¼"</b>	<b>4" x 1 ½"</b>	<b>4" x 2"</b>	<b>4" x 2 ½"</b>	<b>4" x 3"</b>	
Reducer			125	143						230	317	261	
Reducing Tee	398	305	358	306	309	494	339	430	422	407	720	393	
Reducing Bush		91	69	81						131	144	134	
<b>Item / Size (mm)</b>	<b>150x15</b>	<b>150x20</b>	<b>150x25</b>	<b>150x32</b>	<b>150x40</b>	<b>150x50</b>	<b>150x65</b>	<b>150x80</b>	<b>150x100</b>	<b>200x100</b>	<b>200x150</b>		
<b>Item / Size (Inch)</b>	<b>6" x ½"</b>	<b>6" x ¾"</b>	<b>6" x 1"</b>	<b>6" x 1 ¼"</b>	<b>6" x 1 ½"</b>	<b>6" x 2"</b>	<b>6" x 2 ½"</b>	<b>6" x 3"</b>	<b>6" x 4"</b>	<b>8" x 4"</b>	<b>8" x 6"</b>		
Reducer									810		1794		
Reducing Tee							1191	1183	1332	3254	4723		
Reducing Bush									304		772		
<b>Moulded Fittings - SCH 40</b>											<b>ADHESIVE HD</b>		
<b>Item / Size (mm)</b>	<b>15mm</b>	<b>20mm</b>	<b>25mm</b>	<b>32mm</b>	<b>40mm</b>	<b>50mm</b>	<b>65mm</b>	<b>80mm</b>	<b>100mm</b>		<b>1000 ML</b>	1320	
<b>Item / Size (Inch)</b>	<b>1/2"</b>	<b>3/4"</b>	<b>1"</b>	<b>1 1/4"</b>	<b>1 1/2"</b>	<b>2"</b>	<b>2 1/2"</b>	<b>3"</b>	<b>4"</b>		<b>500 ML</b>	688	
Elbow 90°	8	11	18	25	34	58	106	161	280		250 ML	368	
Equal Tee	11	16	25	39	46	70	151	216	370		100 ML	192	
Coupler	6	8	13	18	25	35	61	89	143		60 ML	128	
MTA	5	7	10	15	21	32					<b>PURPLE PRIMER</b>		
FTA	6	8	12	17	21	29					500 ML	488	
UNION	18	25	46	49	65	97							



**PRICE LIST BY : THE SUPREME INDUSTRIES LTD - MUMBAI**



**CPVC Pipes & Fittings(CTS) as per IS 15778:200**

**Dt: 03-09-2024**

**Pipes Above 65mm As per ASTM F-441 & Fittings As per F438/439**

SIZE (MM)	15 mm	20 mm	25 mm	32 mm	40 mm	50 mm	65 mm	80 mm	100 mm	150 mm	200 mm	250 mm	
SIZE (INCH)	1/2"	3/4"	1"	1.1/4"	1.1/2"	2"	2.1/2"	3"	4"	6"	8"	10"	
SDR 13.5 PIPE 3 MTR	185	296	418	614	857	1405							
SDR 11 PIPES 3 MTR	213	319	494	770	1042	1747							
SDR 9 PIPES 3 MTR		378	608										
SCH-40 PIPES 3 MTR							3111	4044	5753	12336	18611	25209	
SCH-80 PIPES 3 MTR							4242	5723	8491	18611	31002	41691	
<b>C PVC Fittings Sdr.11</b>	<b>15 mm</b>	<b>20 mm</b>	<b>25 mm</b>	<b>32 mm</b>	<b>40 mm</b>	<b>50 mm</b>	<b>65 mm</b>	<b>80 mm</b>	<b>100 mm</b>	<b>150 mm</b>	<b>200 mm</b>	<b>250 mm</b>	
<b>Above 65mm Sch.80</b>	<b>1/2"</b>	<b>3/4"</b>	<b>1"</b>	<b>1.1/4"</b>	<b>1.1/2"</b>	<b>2"</b>	<b>2.1/2"</b>	<b>3"</b>	<b>4"</b>	<b>6"</b>	<b>8"</b>	<b>10"</b>	
Elbow 90°	13	15	34	71	134	280	887	1381	2298	5957	12291		
Equal Tee	18	28	44	91	165	352	1213	1783	2958	7529	14851		
Coupler	10	13	23	44	80	169	552	783	1216	3114	7395		
Elbow 45°	16	25	42	88	137	283	803	1076	2054	5198			
Union	65	93	120	161	269	471	1640	2229	3391				
End Cap	8	13	19	39	58	122	360	532	924				
Pipe Clip	4	5	7	9	13	16							
Ball Valve	97	166	296	490	838	1478	6671	8904					
F.T. A. (Plastic)	17	27	39	99	131	206	446	675	1126				
M.T.A. (Plastic)	12	20	30	49	74	144	493	861	1332				
<b>F.T.A. (Brass Insert)</b>	<b>138</b>	<b>183</b>	<b>312</b>	<b>612</b>	<b>696</b>	<b>1232</b>	<b>1640</b>	<b>1830</b>	<b>4332</b>				
<b>M.T.A. (Brass Insert)</b>	<b>133</b>	<b>180</b>	<b>292</b>	<b>605</b>	<b>758</b>	<b>1420</b>	<b>2198</b>	<b>3324</b>	<b>7060</b>				
<b>F.Th.Tee(Brass Insert)</b>	<b>72</b>	<b>111</b>	<b>218</b>	<b>401</b>									
<b>F.Th.Elbow(Brass Insert)</b>	<b>59</b>	<b>95</b>	<b>320</b>	<b>448</b>									
Circuit Testing Plug	15												
Transition Bush	9	12	22	42	53	83							
Cross Tee	26	55	103	173									
Bend (F) 90°	22	40	90	100	156	325							
Step Over Bend	53	87	137										
Hex Nipple	22	25	43	49	71	92							
Single y				168									
3 Way Elbow		26											
Tank Connector	55	60	89	130	202								
RCC Tank Connector						464	833	1266	2254				
Non Return Valve SDR 11		263	409										
Tank Air Vent		88	110		362								
Flange Adapter (Plastic)							1115	1272	2079	2896			
Flange Van Stone STY						761	1118	1368	2049		6501		
Blind Flange							1183	1444	2357				
Y Strainer			888	2349	2750	4320	6332	9162					
<b>BRASS INSERT FITTINGS</b>	<b>20X15</b>	<b>25X15</b>	<b>25X20</b>	<b>32X15</b>	<b>32X20</b>	<b>32X25</b>			<b>SCH-40</b>	<b>SIZE (MM)</b>	<b>65MM</b>	<b>80MM</b>	<b>100MM</b>
<b>SIZE (INCH)</b>	<b>3/4" x 1/2"</b>	<b>1" x 1/2"</b>	<b>1" x 3/4"</b>	<b>1 1/4" x 1/2"</b>	<b>1 1/4" x 3/4"</b>	<b>1 1/2" x 1"</b>			<b>FITTINGS</b>	<b>SIZE (INCH)</b>	<b>2-1/2"</b>	<b>3"</b>	<b>4"</b>
<b>Red.F.Th.Elbow (Metal)</b>	61	112	141	106					<b>Coupler</b>		353	490	790
<b>Red.M.Th Elbow(Metal)</b>	106								<b>Elbow 90°</b>		605	943	1640
<b>Red.F.Th Tee(Metal)</b>	75	122	200	159					<b>Equal Tee</b>		851	1286	2152
<b>Red.M Th Tee(Metal)</b>	111								<b>Bend 90 (F)</b>		1168	1685	2980
<b>Red.FTA (Metal)</b>	72	93	111										
<b>Red.FTA (Plastic)</b>	27					59							
<b>Red.M. T. A.(Metal)</b>	118	204	237										
<b>Red. MTA (Plastic)</b>	26		27			55							
<b>SIZE (MM)</b>	<b>20x15</b>	<b>25x15</b>	<b>25x20</b>	<b>32x15</b>	<b>32x20</b>	<b>32x25</b>	<b>40x15</b>	<b>40x20</b>	<b>40x25</b>	<b>40x32</b>	<b>50x15</b>	<b>50x20</b>	
<b>SIZE (INCH)</b>	<b>3/4" x 1/2"</b>	<b>1" x 1/2"</b>	<b>1" x 3/4"</b>	<b>1 1/4" x 1/2"</b>	<b>1 1/4" x 3/4"</b>	<b>1 1/2" x 1"</b>	<b>1 1/2" x 1/2"</b>	<b>1 1/2" x 3/4"</b>	<b>1 1/2" x 1"</b>	<b>1 1/2" x 1 1/4"</b>	<b>2" x 1/2"</b>	<b>2" x 3/4"</b>	
Reducer	18	26	30	55	57	66		97	106	92		223	
Red. Tee	43	66	59	164	123	116	183	184	187	183	375	369	
Red. Bush	10	22	19	34	31	26	55	49	48	34	98	96	
Reducing Elbow	23	34	46		69	103		94	98	182			
<b>SIZE (MM)</b>	<b>50x25</b>	<b>50x32</b>	<b>50x40</b>										
<b>SIZE (INCH)</b>	<b>2" x 1"</b>	<b>2" x 1 1/4"</b>	<b>2" x 1 1/2"</b>										
Reducer	202	209	212										
Red. Tee	354	307	313										
Red. Bush	97	101	86										
<b>SIZE (MM)</b>	<b>65x20</b>	<b>65x25</b>	<b>65x32</b>	<b>65x40</b>	<b>65x50</b>	<b>80x25</b>	<b>80x32</b>	<b>80x40</b>	<b>80x50</b>	<b>80x65</b>	<b>100x25</b>	<b>100x32</b>	
<b>SIZE (INCH)</b>	<b>2 1/2" x 3/4"</b>	<b>2 1/2" x 1"</b>	<b>2 1/2" x 1 1/4"</b>	<b>2 1/2" x 1 1/2"</b>	<b>2 1/2" x 2"</b>	<b>3" x 1"</b>	<b>3" x 1 1/4"</b>	<b>3" x 1 1/2"</b>	<b>3" x 2"</b>	<b>3 x 2 1/2"</b>	<b>4" x 1"</b>	<b>4" x 1 1/4"</b>	
Reducer SCH-80				627	633					586			
Reducer (IPS-CTS)	329		333						538				
Red. Tee SCH-80						1820	2050	1652		1794		1926	
Red.Tee (IPS-CTS)		676	568	574	702				974		1586		
Red. Bush SCH-80								409		457			
Red. Bush (IPS-CTS)					353				354				
<b>Size (mm)</b>	<b>100x40</b>	<b>100x50</b>	<b>100x65</b>	<b>100x80</b>	<b>150x80</b>	<b>150x100</b>	<b>200x150</b>				<b>ADHESIVE</b>		
<b>Size (Inch)</b>	<b>4" x 1 1/2"</b>	<b>4" x 2"</b>	<b>4" x 2 1/2"</b>	<b>4" x 3"</b>	<b>6" X3"</b>	<b>6" X4"</b>	<b>8" X6"</b>				<b>1000 ML</b>	<b>1520</b>	
Reducer SCH-80			1054	999		2903	5634				<b>500 ML</b>	<b>800</b>	
Reducer (IPS-CTS)		955									<b>250 ML</b>	<b>424</b>	
Red. Tee SCH-80	2007		3379	3319	5559						<b>100 ML</b>	<b>208</b>	
Red.Tee (IPS-CTS)		1913									<b>60 ML</b>	<b>144</b>	
Red. Bush SCH-80		664	703	805		2858					<b>PURPLE PRIMER</b>		
Red. Bush (IPS-CTS)		769									<b>500 ML</b>	<b>488</b>	

**PRICE LIST BY : THE SUPREME INDUSTRIES LTD - MUMBAI**



**AGRICULTURE PIPE FOR WATER SUPPLY CONFORMING TO IS 4985:2000**

**Dt: 03-09-2024**

PIPE 6 MTR		QUICKFIT PIPES						RINGFIT PIPES		
MM	INCH	2.5 kg/cm <sup>2</sup>	4 kg/cm <sup>2</sup>	6 kg/cm <sup>2</sup>	8 kg/cm <sup>2</sup>	10 kg/cm <sup>2</sup>	15 kg/cm <sup>2</sup>	4 kg/cm <sup>2</sup>	6 kg/cm <sup>2</sup>	10 kg/cm <sup>2</sup>
20	1/2"					138	289			
25	3/4"				200	214	387			
32	1"				306	353	581			
40	1.1/4"			323	432	529	799			
50	1.1/2"			498	675	822	1040			
63	2"		551	799	1045	1216		610	851	1307
75	2.1/2"		777	1115	1514	1737		843	1181	1845
90	3"	718	1078	1580	2118	2480		1168	1696	2619
110	4"	1040	1589	2280	3166	3700		1719	2449	3873
125	4.1/2"	1343	2211	3180	4130	4863		2347	3380	5257
140	5"	1685	2627	3855	5226	6039		2765	4048	6342
160	6"	2153	3439	4865	6821	7799		3592	5122	8206
180	7"	2802	4412	6344	8528	10153		4734	6580	10309
200	8"	3402	5403	7929	10593	12372		5752	8296	12988
225	9"	4417	6905	10038	13087	15660		7390	10540	16748
250	10"	5324	8442	12335	16709	19836		8815	12682	20325
280	11"	6985	10914	15807	20891	25321		11353	16538	26309
315	12"	8849	13718	20144	26247	32092		14048	20710	32447
355	14"	12488	19307	28689	36048					
400	16"	16202	24707	35913						
450	18"	20387	31052	45633						

3 MTR PIPE		QUICKFIT PIPES						RINGFIT PIPES		
MM	INCH	2.5 kg/cm <sup>2</sup>	4 kg/cm <sup>2</sup>	6 kg/cm <sup>2</sup>		10 kg/cm <sup>2</sup>			6 kg/cm <sup>2</sup>	
40	1.1/4"			163		266				
50	1.1/2"			250		413				
63	2"		292	400		608				
75	2.1/2"		390	558		869			662	
90	3"		560						954	
110	4"	521	795	1140		1850			1338	
160	6"	1078	1721	2432		3901			2829	
180	7"								3646	
200	8"	1703	2702	3965		6188				
250	10"	2663	4220	6169						
315	12"	4425	6859	10073						

**PRICE LIST BY : THE SUPREME INDUSTRIES LTD - MUMBAI**




**AGRICULTURE FITTINGS FOR AGRICULTURE CONFORMING TO IS 7834-1976**


Dt: 03-09-2024


SIZE MM	20 mm	25 mm	32 mm	40 mm	50 mm	63 mm	75 mm	90 mm	110 mm	140 mm	160 mm	180 mm	200 mm	250 mm	315 /4 Kg
SIZE INCH	1/2"	3/4"	1"	1.1/4"	1.1/2"	2"	2.1/2"	3"	4"	5"	6"	7"	8"	10"	12"
Coupler 10kg	6	9	12	18	27	46	71	107	205		427				
Coupler				12	18	28	41	68	117	218	268		519	1181	
Elbow 10kg	8	12	16	24	39	60	90	153	235		780				
Elbow 6kg				21	35	51	70	128	218	294	410	817	1645	3083	4505
<b>Elbow SUPREME</b>	<b>5</b>	<b>8</b>	<b>11</b>	<b>15</b>	<b>21</b>	<b>38</b>	<b>52</b>	<b>81</b>	<b>120</b>		<b>214</b>				
Elbow 45°	9	8	11	17	26	43	58	103	159	194	381		850	1928	2983
Equal Tee 10kg	10	17	25	31	47	89	125	211	356	696	976				
Equal Tee 6kg				27	41	70	100	157	278	494	852	1056	2428	4290	5465
<b>Equal Tee SUPREM</b>	<b>6</b>	<b>11</b>	<b>16</b>	<b>21</b>	<b>27</b>	<b>44</b>	<b>62</b>	<b>97</b>	<b>125</b>		<b>279</b>				
End Cap Plain	4	4	6	9	13	23	33	50	70		190	237	349	926	2048
End Cap Threaded	4	7	8	13	18	21	36	50	83	135					
Single Y						79	156	232	475	777	909		2276	5689	
M. T. A.	4	7	9	13	17	28	39	70	95	147	267				
F. T. A.	6	7	8	12	22	38	42	73	125		288				
Cross Tee		15	21			68	114	170	323						
Bend 90°(FAB)10kg	12	17	29	51	97	203	323	560	1034	2539	3799	5170	7300	15307	31080
Bend 90° (FAB)6kg				35	61	120	189	322	593	1473	2257	3123	4237	8535	18165
Union		29	34	46	72	159	310	447							
Ball Valve	58	86	119	204	264	415	1538	2097	4332						
Air Release Valve	304	368	431	565											
Butterfly Valve							1589	1796	2156		4008				
Non Return Valve							1806	2934	5609						
Tail Piece						22	30	43	74	117	182		321		
Flange						39	45	52	83						
Flange Adaptor						121	193	222	399		575		1301		
Blind flange						263	325	469	557						
<b>RED SOCKET</b>	<b>25X20</b>	<b>32X20</b>	<b>32X25</b>	<b>40X20</b>	<b>40X25</b>	<b>40X32</b>	<b>50X25</b>	<b>50X32</b>	<b>50X40</b>	<b>63X25</b>	<b>63X32</b>	<b>63X40</b>	<b>63X50</b>	<b>75X40</b>	<b>75X50</b>
	5	7	8		10	13	17	14	18	21	22	22	26	31	30
	<b>75X63</b>	<b>90X50</b>	<b>90X63</b>	<b>90X75</b>	<b>110x50</b>	<b>110X63</b>	<b>110X75</b>	<b>110X90</b>	<b>140X75</b>	<b>140X90</b>	<b>140X110</b>	<b>160X75</b>	<b>160X90</b>	<b>160X110</b>	<b>160X140</b>
	40	46	53	52	75	75	76	86	102	102	154	235	133	200	194
	<b>180x110</b>	<b>200X110</b>	<b>200X160</b>	<b>200x180</b>	<b>250X200</b>										
349	391	425	683	1100											
<b>RED BUSH</b>	<b>25X20</b>	<b>32X20</b>	<b>32X25</b>	<b>40X32</b>	<b>50X25</b>	<b>50X32</b>	<b>50X40</b>	<b>63X25</b>	<b>63X40</b>	<b>63X50</b>	<b>75X40</b>	<b>75X50</b>	<b>75X63</b>	<b>90X50</b>	<b>90X63</b>
	3	5	5	7	17	13	13	28	20	23	40	38	30	46	56
	<b>90X75</b>	<b>110X63</b>	<b>110X75</b>	<b>110X90</b>	<b>140X75</b>	<b>140X90</b>	<b>140X110</b>	<b>160X90</b>	<b>160X110</b>	<b>200X160</b>	<b>250X160</b>	<b>250X200</b>			
41	71	73	78	200	185	136	257	180	626	1093	1032				
<b>RED TEE</b>	<b>25X20</b>	<b>32X20</b>	<b>32X25</b>	<b>40X20</b>	<b>40X25</b>	<b>50X25</b>	<b>50X32</b>	<b>63X25</b>	<b>63X32</b>	<b>63X40</b>	<b>63X50</b>	<b>63X75</b>	<b>75X40</b>	<b>75X50</b>	<b>75X63</b>
	13	17	23	22	23	31	49	53	58	60	65	70	74	81	104
	<b>90X63</b>	<b>90X75</b>	<b>110x50</b>	<b>110X63</b>	<b>110X75</b>	<b>110X90</b>	<b>140X110</b>	<b>160X75</b>	<b>160X110</b>	<b>200X110</b>	<b>200X160</b>				
138	124	206	200	182	239	434	360	567	1068	1663					
<b>RED Y</b>	<b>110X63</b>	<b>160X110</b>	<b>200X110</b>	<b>200X160</b>											
	283	663	1794	2061											



**PRICE LIST BY : THE SUPREME INDUSTRIES LTD - MUMBAI**

	<b>Foamcore Pipe Underground Drainage System As Per IS: 16098 (ORANGE)</b>										<b>Dt: 03-09-2024</b>
Item / Size (mm)	110 mm		160 mm		200 mm		250 mm		315 mm		
	3 Mtr	6 Mtr	3 Mtr	6 Mtr	3 Mtr	6 Mtr	3 Mtr	6 Mtr	3 Mtr	6 Mtr	
Pipe SN.2			1607	3182	2398	4701	3632	7117	5909	11527	
Pipe SN.4	987	1950	1868	3683	2975	5864	4589	9179	7034	13955	
Pipe SN.8	1083	2154	2331	4658	3512	7053	5297	10593	8418	16836	

<b>Nu Drain Pipes Solid Wall For Underground Drainage System IS: 15328-2003 (ORANGE)</b>													
Item / Size (mm)	110 mm	160 mm	200 mm	250 mm	315 mm	400 mm	Bottle Gully Trap						
							160 x 110 (6" x 4")	959					
Pipe SN.2 - 6mtr Q/F		3567	5540	8457	14044								
Pipe SN.4 - 6mtr Q/F		4499	6897	10876	17596	27015	200 x 160 (8" x 6")	1088					
Pipe SN.8 - 6mtr Q/F	2496	5338	8362	13004	20204								
Coupler (F) SN.4	144	339	718	1053	1988	4071							

<b>Ecodrain Pipes Corrugated Wall For Underground Drainage System As Per IS: 16098-Part 1 (ORANGE)</b>													
Item / Size (mm)	110 mm	160 mm	200 mm	250 mm	315 mm	400 mm	Backflow Valve						
							110 mm	160 mm	200 mm				
Pipe SN.2 - 6mtr With CP						20584							
Pipe SN.4 - 6mtr With CP		3580	5146	8792	13242	22113	1231	2405	3044				
Pipe SN.8 - 6mtr With CP	2118	4483	6632	10881	18011	28349							
Pipe SN.4 - 3mtr With CP	1055	1741	2461	5749									

<b>DWC Pipes Corrugated Wall For Underground Drainage System As Per IS: 16098-Part 2 (BLACK)</b>												
ITEM / SIZE (MM)	75 mm	100 mm	135 mm	150 mm	170 mm	200 mm	250 mm	300 mm	400 mm	500 mm	600 mm	800 mm
Pipe SN.4 - 6mtr With Coupler		1430	1920	2057	2890	3371	5839	8679	16906	26086	41136	65249
Pipe SN.8 - 6mtr With Coupler	1133	1726	2476	2659	3261	4139	6682	11037	18561	28695	48009	80537
Pipe SN.4 - 3mtr With Coupler				1160								
Pipe SN.8 - 3mtr With Coupler												
DWC COUPLER Without Ring		270	343	442	657	778	1178	1754	3785	7655	12989	
ROTO DWC BEND 90D		497		1114			1962	3252	4734			
ROTO DWC BEND 60D				785			1526	2450				
ROTO DWC BEND 45D		351		604			1526	2450	3715			
ROTO DWC BEND 30D				604			1453	2198				
ROTO DWC BEND 22.5D				677			1379	2198				
ROTO DWC BEND 11.25D				642			1308	2198				
ROTO EQUAL TEE		640		1088			2143	3745	5609			
Plain Y				1269								
ROTO CROSS TEE				1427								
DWC RUBBER RING	26	33	53	59	90	125	156	330	673	1655	2637	
DWC PIPE COUPLER JOINT FIXTURE							6857	7583	8347	13741	15989	20058
ITEM / SIZE (MM)	160X6"	200X6"	200X8"	315X8"	315X10"	250X200	250X250	315X250	315X300			
DWC PVC ADAPTER 6 KG	677	899	1656	2221	3141							
ROTO DWC PIPE ADAPTER (SPGX)						1954	3046	4372	4517			

<b>RIBBED SCREEN PIPES</b>												
Item/ Size(mm)	40mm	50mm	80mm	100mm	125mm	150mm	200mm					
Item/ Size(inch)	1 1/2"	2"	3"	4"	5"	6"	8"					
3 metre length	1256	1628	2341	3500	5593	7700	13700					

<b>SLOTTED PIPES (Percolation Pipes) AS PER IS 4985:2000, (Standard length - 6 metre)</b>											
Item/ Size(mm)	90mm	110mm	140mm	160mm	180mm	200mm	225mm	250mm	280mm	315mm	
Item/ Size(inch)	3"	4"	5"	6"	7"	8"	9"	10"	11"	12"	
4 kgf/cm <sup>2</sup> (Q/F)	1813	2577	4066	5238	6680	8143	10354	12568	16144	20069	
6 kgf/cm <sup>2</sup> (Q/F)	2562	3628	5791	7329	9410	11620	14932	18198	23373	29752	
8 kgf/cm <sup>2</sup> (Q/F)			7738	10060	12608	15525					
10 kgf/cm <sup>2</sup> (Q/F)		5830	9217	11878	14995	18548		29286			

<b>Submersible Pipes [Rates Rs Per 3Mtr length.]</b>											
Item/ Size(mm)	25mm	32mm	40mm	50mm	65mm	80mm	100mm				
Item/ Size(inch)	1"	1 1/4"	1 1/2"	2"	2 1/2"	3"	4"				
WITH COUPLER MEDIUM	490	764	901	1126	1528	2016	2898				
WITH COUPLER STANDARD	783	940	1114	1469	1968	2662	3767				
WITH COUPLER HEAVY		1185	1498	1839	2759	3620	5577				
Pump Guard Pipe(pvc pipe only)			392	527	636	831	1095				



**PRICE LIST BY : THE SUPREME INDUSTRIES LTD - MUMBAI**




**Underground Drainage System Inspection Chambers & Manholes & Grease Trap & Covers**

**Dt: 03-09-2024**

Item Description	MRP	Item Description	MRP
U 250 IC BASE LH or RH 90° BEND W/O TRAP	1328	U CHAMBER ST 600x200x200 BK	14345
U 250 IC BASE LH or RH 90° BEND With TRAP	1684	U CHAMBER 90° BEND 600x200x200 N BK	16030
U 250 IC BASE LH or RH 90° JUNCTION W/O TRAP	1407	U CHAMBER 90° RH JUN 600x200x200 BK	17848
U 250 IC BASE LH or RH 90° JUNCTION WITH TRAP	1859	U CHAMBER 90° LH JUN 600x200x200 BK	17848
U 250 RISER 320 MM (PVC)	468	U CHAMBER 90° LH&RH JUN 600X200X200 BK	19653
U 250 RISER 470 MM (PVC)	706	U CHAMBER ST 600x200 W 700mm SHAFT BK	25053
U 250 FRAME & COVER BK	784	U CHAMBER ST 600x200 W 1300mm SHAFT BK	38587
U 315 IC BASE LH or RH 90° & 45° JUNCTION	1727	U CHAMBER 90° BEND 600x200 W 700mm SHAFT	25053
U 315 IC BASE LH 90° JUNCTION	1727	U CHAMBER 90° BEND 600x200 W 1300mm SHAFT	39158
U 315 IC BASE RH 90° JUNCTION	1727	U CHAMBER ST 600x250x250 (N) BK	34156
U 315 IC BASE TWO 90° JUNCTION	1660	U CHAMBER 90° BEND 600x250x250 N	33598
U 315 IC MULTI INLETS BASE WITH 4 PC BLANKING PLUG	2006	U CHAMBER 90° RH JUN 600x250x250 (N) BK	39107
U 315 IC BASE LH or RH 90° BEND	1501	U CHAMBER 90° LH JUN 600x250x250 (N) BK	37649
U 315 IC BASE STRAIGHT THROUGH	1528	U CHAMBER LH&RH JUN 600x250x250 (N) BK	37310
U 315 RISER WITH RUBBER SEAL	930	U CHAMBER 45° BEND 600x250x250 (N) BK	33937
U 355 RISER WITH RUBBER SEAL	2213	U BLIND BASE 600x250/200/160/110mm BK	14104
U 315 FRAME & COVER BK ( PP GLASS FIBER) HW	2364	U CHAMBER ST 600X250 W 600mm SHAFT BK	23995
U 315 FRAME & COVER BK ( PP GLASS FIBER) LW	1108	U CHAMBER ST 600X250 W 1200mm SHAFT BK	37529
U 315 FRAME & GRATING COVER	2323	U CHAMBER ST 600X315 W 600mm SHAFT BK	24239
U 355 IC BASE LH 90° JUNCTION (355X160X160)	2075	U CHAMBER ST 600X315 W 1200mm SHAFT BK	37775
U 355 IC BASE LH & RH 90° JUNCTION (355X160X160 - CROSS)	2383	U SHAFT WITH R SEAL 600x600mm GB	11141
U 355 IC BASE RH 90° JUNCTION (355X160X160)	2121	U SHAFT WITH R SEAL 600x900mm GB	16222
U 355 IC BASE STRAIGHT THROUGH (355X160X160)	1945	U SHAFT WITH R SEAL 600x1200mm GB	20163
U 355 IC BASE 90° BEND (355X160X160)	2581	U SHAFT WITH R SEAL 600x1500mm GB	23547
U 355 IC MULTI INLETES BASE WITH 4PC BLANKING PLUG	3267	U SHAFT WITH R SEAL 600x1800mm GB	28060
U 355 X 200 MM SAHFT PIPE ROTO MOULDED	3559	U SHAFT WITH R SEAL 600x2100mm GB	32571
U 355 X 460 MM SAHFT PIPE ROTO MOULDED	5379	U SHAFT WITH R SEAL 600x2400mm GB	37082
U 355 FRAME & COVER ASSEMBLY BK	2252	U SOCKETED SHAFT WITH R SEAL 600x780 GB	15203
U 355 GRATTING COVER	2408	U SOCKETED SHAFT WITH R SEAL 600x1080 GB	19604
U 450 IC BASE STRAIGHT THROUGH (450X200X200)	3267	U SOCKETED SHAFT WITH R SEAL 600x1380 GB	24117
U 450 IC MULTI INLETS BASE WITHOUT BLANKING PLUG (450X160X160)	3586	U SOCKETED SHAFT WITH R SEAL 600x1680 GB	27501
U 450 IC MULTI INLET BASE (450X160X160) WITH 4 PC BLANKING PLUG	3865	U SOCKETED SHAFT WITH R SEAL 600x1980 GB	32012
U 450 IC BASE LH & RH 90° JUNCTION (CROSS) (450X200X160)	3816	U SOCKETED SHAFT WITH R SEAL 600x2280 GB	36579
U 450 IC BASE LH 90° JUNCTION (450X200X160) BK	3432	U SOCKETED SHAFT WITH R SEAL 600x2580 GB	39939
U 450 IC BASE RH 90° JUNCTION (450X200X160) BK	3412	U BLIND BASE 600mm WITH 600mm SHAFT BK	27071
U 450 IC BASE 90° BEND (450X200X200)	4726	U BLIND BASE 600mm WITH 1200mm SHAFT BK	38348
U 450 IC BASE 45° LH & RH JUNCTION (450X200X160)	6285	U 600 SHAFT CONNECTOR (ADAPTER) WITH RUBBER SEAL	19607
U 450 RISER WITH RUBBER SEAL	1849	U 600 TELESCOPIC ADAPTER WITH RUBBER SEAL	15984
U 450 SHAFT PIPE WITH 160 OR 110MM BRANCH	6380	Rubber Seal For Shaft 600 mm	2496
U 450 X 1020 SHAFT PIPE WITH RUBBER SEAL	11776	ROTO INDIAN BASE MT W/O TANK (1U) PBL	59464
U 450 X 460 SHAFT PIPE WITH RUBBER SEAL	6903	ROTO INDIAN BASE MT WITH TANK (1U) PBL	64316
U 450 X 710 SHAFT PIPE WITH RUBBER SEAL	10217	ROTO INDIAN BASE MT WITH TANK (2U) PBL	120550
U 450 FRAME & COVER BK ( PP GLASS FIBER) HW	4572	ROTO EUROPEAN BASE MT W/O TANK (1U) PBL	66523
U 450 FRAME & GRATING COVER	3816	ROTO EUROPEAN BASE MT WITH TANK (1U) PB	70294
U 450 COVER - PE	2756	ROTO BATHROOM BASE MT WITH TANK (1U) PB	58275
UG 600X450 MM MANHOLE FRAME AND COVER BK	7198	TOILET BLOCK INDIAN CLEANAGE CHERRY RED	45935
Ultra Gully Top Frame and Cover 300x300	2032	ROTO URINAL LADIES CLEANAGE BLOCK MGPINK	45397
COUPLER (R X R) 400mm	8057	CLEAN AGE TOILET TOP CHERRY RED	25549
COUPLER (R X R) 450mm	10676	CLEAN AGE TOILETBASE W TRAP DGREY INDIAN	14547
ECC REDUCER 250 X 160mm	1983	MODUALR TOILET EUROPEAN BASE TOILET GREY	13613
ECC REDUCER 250 X 200mm	1929	CLEAN AGE LADIES URINALBASE W TRAP DGREY	14493
ECC REDUCER 315 X 160mm	2382	ROTO URINAL MEN CLEAN AGE SKYBLU	54372
ECC REDUCER 315 X 200mm	3078	ROTO URINAL MEN CLEAN AGE OLIVE GREEN	54372
ECC REDUCER 315 X 250mm	3202	ROTO BATHROOM BASE MT WITH TANK (2U) PB	118165
U 075 MM TRAP BK (ROTO MOULDED)	500	ROTO BATHROOM BASE MT W/O TANK (2U) PB	108464
U 110 x 110 MASTER TRAP (LONG)	2652	SFRC Frame & Cover 450 mm	8580
U 160 x 110 MASTER TRAP (LONG)	4699	SFRC Frame & Cover 600 mm	10054
110 x 110mm (4X4") SURFACE DRAIN BODY WITH GRATING COVER 2 PC	4105	SFRC Frame & Cover with Grating 450 mm	8580
110 x 110mm (4X4") SURFACE DRAIN END CAP (PP) BLACK	58	SFRC Frame & Cover with Grating 600 mm	10054
110 x 110mm (4X4") SURFACE DRAIN END CAP WITH OUTLET (PP) BLACK	58	GRP Frame & Cover 450 mm - 2.5 T	5894
SHOWER DRAIN 50X500 MM SLOTTED SS GRAT.BK	2721	GRP Frame & Cover 450 mm - 10 T	8858
SHOWER DRAIN 50X500 MM PLAIN SS GRAT. BK	2721	GRP Frame & Cover with Grating 450 mm - 2.5 T	10955
U 50 LTR. GREASE TRAP WITH COVER (ROTO)	16099	GRP Frame & Cover with Grating 450 mm - 10 T	14959
U 100 LTR. GREASE TRAP WITH COVER (ROTO)	29053	GRP Frame & Cover 600 mm - 10 T	18530
U 250 LTR. GREASE TRAP WITH COVER (ROTO)	40798	GRP Frame & Cover 600 mm - 20 T	21286
U 500 LTR. GREASE TRAP WITH COVER (ROTO)	74693	GRP Frame & Cover 600 mm - 40 T	24553
U 1000 LTR. GREASE TRAP WITH COVER (ROTO)	172052	GRP Frame & Cover with grating 600 mm - 20 T	23647




**PRICE LIST BY : THE SUPREME INDUSTRIES LTD - MUMBAI**

 <span style="float: right;">Dt: 03-09-2024</span>										
High Tech Low Noise SWR Drainage Systems Exceeds EN 1329										
Deascription	RUBBER-RING					PASTED ( Q/F )				
	PIPE	50 mm	75 mm	110 mm	160 mm	200 mm	50 mm	75 mm	110 mm	160 mm
Pipe 3 Mtr S/S	564	988	1560	2727	3744	542	956	1468	2703	3715
Pipe 3 Mtr D/S		1068	1624	3046			1028	1549	2784	
Pipe 2' D/S		294	451				227	374		
Pipe 3' D/S		412	608				348	534		
Pipe 4' D/S		521	785	1435	1800		461	708		
Pipe 6' S/S		601	1028				581	1002		
Pipe 6' D/S		728	1084	1949			674	1028		
Deascription	FIX-O-RING FITTING					PASTED FITTING				
		50 mm	75 mm	110 mm	160 mm	200 mm	50 mm	75 mm	110 mm	160 mm
Coupler	57	121	231	497	669	31	66	108	287	389
Bend 45°	55	130	224	469	708	45	108	178	374	611
Bend 87.5°	61	143	280	564	876	51	115	223	446	751
Door Bend 87.5°	77	183	335	615	949	65	148	270	517	815
Swept Tee	92	278	499	902	1484	82	210	382	701	1133
Door Swept Tee	112	341	634	955	1539	97	236	471	726	1213
Single 'Y'	108	261	474	1016		88	198	390	828	
Access(Cleaning)Pipe 110 mm			795							
Vent Cowl premium with wiremesh							51	70		
Pipe Clip			31	64	94					
Pipe Clamp with rubb, Seal			42	80	117					
Pipe Clamp for noise dampening							130	166		
Connect. Coupler Fix O Ring		83	140							
P-Trap Long 110 mm Skyrise Pt swr								624		
Deascription	FIX-O-RING FITTING					PASTED FITTING				
		50 mm	75 mm	110 mm	160 mm	200 mm	50 mm	75 mm	110 mm	160 mm
Reducing Y 110 x 75 mm			382					306		
Reducing Y 160 x 75 mm			586					497		
Reducing Y 160 x 110 mm			701					637		
Reducing Swept Tee 110 x 75 mm			341					274		
Reducing Swept Tee 160 x 110 mm			702					554		
Reducing Swept Door Tee 110 x 75 mm			433					321		
Reducing Swept Door Tee 160 x 110 mm			771					599		
Eccentric Reducer 75X50 MM			82							
Eccentric Reducer 110 x 75 mm			218					127		
Eccentric Red. 160 x 110 mm			334					280		
Eccentric Reducer 200 x 160 mm			515					446		
Sunken multri Trap W/O Jali 110x75x40			427							
Sunken multri Trap W/O Jali 110x75x50			560							
U Trap 110mm								350		
FloorTrap 4"Ht 110x75(50 mm waterseal w/o Jali)			255							
Height Riser 6" ht 110x75x50 pt								331		
Ultra + True Vent 110x75			3265							
Roto Sky-Rise Ball Fitting 110 mm BK/TG										





**PRICE LIST BY : THE SUPREME INDUSTRIES LTD - MUMBAI**

	<b>PPR PIPES IS 15801 AND FITTINGS ISO 15874 FOR HOT AND COLD WATER</b>											<b>Dt: 03-09-2024</b>	
<b>Item Description</b>	<b>20MM</b>	<b>25MM</b>	<b>32MM</b>	<b>40MM</b>	<b>50MM</b>	<b>63MM</b>	<b>75MM</b>	<b>90MM</b>	<b>110MM</b>	<b>160MM</b>			
<b>Size/Class</b>	<b>1/2"</b>	<b>3/4"</b>	<b>1"</b>	<b>1.1/4"</b>	<b>1.1/2"</b>	<b>2"</b>	<b>2.1/2"</b>	<b>3"</b>	<b>4"</b>	<b>6"</b>			
3 Metre Length - PN 10						1533	2275	3251	4819	13913			
3 Metre Length - PN 16	235	363	585	876	1372	2115	3092	4388	6517	18620			
3 Metre Length - PN 20	268	413	678	1021	1585	2479	3478	4921	7454	22115			
Elbow 90° (S)	17	30	53	95	152	272	550	958	1662				
Equal Tee (S)	20	39	60	109	200	375	674	1333	2181	5654			
Coupler (S)	13	18	33	53	96	169	331	413	710				
Elbow 45°(S)	16	30	46	82	138	246	461	754	2637				
Cross Tee (S)	27	41											
End Cap (S)	15	30	35	46	79	154	302	396	660				
Pipe Clip (Plastic)	6	6	6	8	14	28							
Circuit Testing Plug	20	26	48	86	120	195							
Ball Valve	540	694	857	2184	2964	4369							
Union Plastic	120	187	224										
Union (NS) METAL	158	247	391	595	925	1696							
Union Socket Type (Brass)	312	552	802										
Bend 90°	43	72	141	181									
Bypass Bend	60	86	180										
Offset Bend (F)	74	97	177										
Flange Adapter				90	137	202	316	545	798	1837			
Integral Flange Adapter METAL						694	781	1025	1319				
Metal Flange				514	608	617	711	822	1148	1456			
Expansion Loop (F)	154	226	348	678									
<b>Brass Insert Fittings</b>	<b>20x15</b>	<b>20x20</b>	<b>25x15</b>	<b>25x20</b>	<b>50x32</b>	<b>32x15</b>	<b>32x20</b>	<b>32x25</b>	<b>32x32</b>	<b>40x32</b>	<b>40x40</b>	<b>50x40</b>	
	<b>20x1/2"</b>	<b>20x3/4"</b>	<b>25x1/2"</b>	<b>25x3/4"</b>	<b>50x1.1/4"</b>	<b>32x1/2"</b>	<b>32x3/4"</b>	<b>32x1"</b>	<b>32x1.1/4"</b>	<b>40x1.1/4"</b>	<b>40x1.1/2"</b>	<b>50x1.1/2"</b>	
Female Threaded Elbow 90°	77	103	113	139		119	162	235		450	488	802	
F.T.Elbow 90 with Support Device	112												
Elbow Male Threaded 90°	100	165	134	193	610		211	251					
Female Threaded Tee	95	132	105	146		131	183	247					
Male Threaded Tee	130	182	139	192			244	259					
Female Threaded Joint (FTA)	70	117	73	115		154	173	201		394	447		
Male Threaded Joint (MTA)	96	158	95	180			264	281	236	485	665		
Male Threaded Joint (MTA Plastic)	31	25		38				74		144			
Union Female Threaded	171			284				464		689			
Union Male Threaded	214			370				617		1007			
Union Female Threaded Socket	243			300				471					
Union Male Threaded Socket Ty	266			374				617					
<b>SIZE (mm)</b>	<b>50x40</b>	<b>50x50</b>	<b>63x50</b>	<b>63x20</b>	<b>75x20</b>	<b>90x20</b>	<b>75x65</b>	<b>90x90</b>					
<b>SIZE (Inch)</b>	<b>50x1.1/2"</b>	<b>50 x 2"</b>	<b>63x2"</b>	<b>63x3/4"</b>	<b>75x3/4"</b>	<b>90x3/4"</b>	<b>75x2.1/2"</b>	<b>90x3"</b>					
Female Threaded Joint (FTA)	473		1052										
Male Threaded Joint (MTA)	624	846	1413				2248	3426					
Male Threaded Joint (MTA Plastic)	166		322										
<b>Reducing Fittings</b>	<b>20x16</b>	<b>25x20</b>	<b>32x20</b>	<b>32x25</b>	<b>40x20</b>	<b>40x25</b>	<b>40x32</b>	<b>50x20</b>	<b>50x25</b>	<b>50x32</b>	<b>50x40</b>	<b>63x20</b>	
Reducer - Male/ Female	10	13	23	40	42	48	49	85	85	90	90		
Reducer - Female/ Female		15	24	26	113	54	62	134	134	82	87	283	
Reducing Elbow		32	83	85		89	94			122			
Reducing Tee	24	35	67	67	124	125	125	191	216	237	237		
<b>Item/ Size</b>	<b>63x25</b>	<b>63x32</b>	<b>63x40</b>	<b>63x50</b>	<b>75x20</b>	<b>75x25</b>	<b>75x32</b>	<b>75x40</b>	<b>75x50</b>	<b>75x63</b>	<b>90x20</b>	<b>90x25</b>	
Reducer - Male/ Female	91	94	166	166		314	223		184	260			
Reducer - Female/ Female	269	276	139	156							634	613	
Reducing Elbow		403											
Reducing Tee	515	529	529	542	848	833	824	685	685	697	1285	1268	
<b>Item/ Size</b>	<b>90x32</b>	<b>90x40</b>	<b>90x50</b>	<b>90x63</b>	<b>90x75</b>	<b>110X20</b>	<b>110X25</b>	<b>110X32</b>	<b>110X40</b>	<b>110X50</b>	<b>110X63</b>	<b>110x75</b>	
Reducer - Male/ Female		254	277	264	274				497	523	685	728	
Reducer - Female/ Female	620	656	691	447		1371	1357	1357	1398	1425	1258	1342	
Reducing Elbow		634	1324	1290									
Reducing Tee	1233		1090	1090	1131			3026	3358	3176	3276	3002	
<b>Item/ Size</b>	<b>110x90</b>	<b>160x50</b>	<b>160x63</b>	<b>160x75</b>	<b>160x90</b>	<b>160x110</b>							
Reducer - Male/ Female	545	867	942	961									
Reducer - Female/ Female	843	867	1312	1398									
Reducing Tee	3307				6167	6339							
Reducer PN 16					1167	1119							
Reducer PN 10					882	1025							

**PRICE LIST BY : THE SUPREME INDUSTRIES LTD - MUMBAI**

<b>Supreme®</b>		<b>HDPE (PE) PIPES FOR WATER SUPPLY PIPES CONFORMING TO IS 4984-2016 RATE RS. PER METER</b>									<b>Dt: 03-09-2024</b>	
<b>SIZE</b>		<b>PE-63</b>	<b>SDR-41</b>	<b>SDR-33</b>	<b>SDR-26</b>	<b>SDR-21</b>	<b>SDR-17</b>	<b>SDR-13.6</b>	<b>SDR-11</b>			
<b>MM</b>	<b>INCH</b>	<b>Coil length in mtr</b>	<b>2 kg/cm2</b>	<b>2.5 kg/cm2</b>	<b>3.2 kg/cm2</b>	<b>4 kg/cm2</b>	<b>5 kg/cm2</b>	<b>6 kg/cm2</b>	<b>8 kg/cm2</b>			
20	1/2"	50,100,200,300,500,1000							36			
25	3/4"	50,100,200,300,500,1000						44	50			
32	1"	50,100,200,300,500,1000						68	80			
40	1.1/4"	50,100,200,300,500,1000				73	84	106	129			
50	1.1/2"	50,100,200,300,500,1000			91	108	130	162	199			
63	2"	50,100,200,300,500,			143	170	203	260	315			
75	2.1/2"	50,100,200,300,	138	160	196	242	293	367	448			
90	3"	50,100,200,	183	229	292	347	412	528	638			
110	4"	50,100	270	345	422	523	618	772	946			
125	4.1/2"	Straight 6 Mtr.	351	431	538	666	798	997	1209			
140	5"	"	450	553	674	834	1004	1251	1518			
160	6"	"	566	708	888	1094	1312	1634	1994			
180	7"	"	718	894	1132	1377	1647	2059	2509			
200	8"	"	888	1129	1390	1724	2033	2547	3088			
225	9"	"	1126	1402	1763	2168	2573	3216	3924			
250	10"	"	1383	1711	2187	2663	3178	3963	4863			
280	11"	"	1750	2149	2715	3351	3988	4953	6118			
315	12"	"	2219	2728	3448	4220	5082	6304	7745			
355	14"	"	2831	3448	4374	5327	6433	8003	9778			
400	16"	"	3577	4515	5507	6768	8170	10196	12351			
450	18"	"	4535	5597	6980	8582	10357	12840	15697			
500	20"	"	5571	7064	8652	10614	12737	16018	19428			
560	22"	"	7012	8659	10840	13252	16018	20071	24445			
630	24"	"	8813	11222	13767	16790	20200	25475	30878			
710	27"	"	11193	13895	17369	21486	25732	32165				
800	30"	"	14410	18213	22258	27322	32808	41171				
<b>SIZE</b>		<b>PE-80</b>	<b>SDR-41</b>	<b>SDR-33</b>	<b>SDR-26</b>	<b>SDR-21</b>	<b>SDR-17</b>	<b>SDR-13.6</b>	<b>SDR-11</b>	<b>SDR-9</b>	<b>SDR-7.4</b>	<b>SDR-6</b>
<b>MM</b>	<b>INCH</b>	<b>length in mtr</b>	<b>2.5 kg/cm2</b>	<b>3.2 kg/cm2</b>	<b>4 kg/cm2</b>	<b>5 kg/cm2</b>	<b>6 kg/cm2</b>	<b>8 kgf/cm2</b>	<b>10kgf/cm2</b>	<b>12.5 kgf/cm</b>	<b>16 kgf/cm2</b>	<b>20 kg/cm2</b>
16		300,500,1000								26	30	35
20	1/2"	50,100,200,300,500,1000							36	39	45	54
25	3/4"	50,100,200,300,500,1000						44	50	59	69	84
32	1"	50,100,200,300,500,1000						68	80	98	115	135
40	1.1/4"	50,100,200,300,500,1000				72	86	106	129	151	178	212
50	1.1/2"	50,100,200,300,500,1000			91	108	134	162	199	233	278	332
63	2"	50,100,200,300,500,			144	170	207	257	315	367	437	525
75	2.1/2"	50,100,200,300,	140	161	198	242	300	365	448	521	618	727
90	3"	50,100,200,	184	230	292	350	421	525	638	746	885	1065
110	4"	50,100,	274	347	425	523	630	769	946	1119	1319	1610
125	4.1/2"	Straight 6 Mtr.	354	432	543	666	811	1004	1209	1447	1705	2020
140	5"	"	449	560	675	834	1023	1248	1518	1814	2149	2541
160	6"	"	571	714	888	1094	1338	1634	1994	2380	2805	3313
180	7"	"	723	901	1132	1383	1692	2059	2509	3024	3532	4175
200	8"	"	894	1135	1383	1718	2084	2541	3088	3731	4390	5172
225	9"	"	1132	1402	1769	2168	2625	3216	3924	4696	5532	6562
250	10"	"	1390	1724	2174	2663	3229	3988	4863	5777	6819	8106
280	11"	"	1769	2168	2728	3351	4079	4992	6118	7231	8556	10164
315	12"	"	2226	2747	3474	4194	5146	6304	7784	9135	10782	12866
355	14"	"	2831	3474	4362	5352	6523	8003	9842	11644	13767	16468
400	16"	"	3602	4556	5532	6780	8299	10228	12506	14925	17498	
450	18"	"	4535	5597	7025	8582	10486	12866	15825	18913	22130	
500	20"	"	5597	7076	8652	10614	12995	16082	19621	23352		
560	22"	"	7076	8620	10872	13381	16340	20135	24574	29334		
630	24"	"	8878	11195	13767	16983	20714	25475	31200			
710	27"	"	11258	13960	17433	21615	26182	32294				
800	30"	"	14281	18147	22258	27451	33259	41171				
<b>SIZE</b>		<b>PE-100</b>	<b>SDR-41</b>	<b>SDR-33</b>	<b>SDR-26</b>	<b>SDR-21</b>	<b>SDR-17</b>	<b>SDR-13.6</b>	<b>SDR-11</b>	<b>SDR-9</b>	<b>SDR-7.4</b>	
<b>MM</b>	<b>INCH</b>	<b>Coil length in mtr</b>	<b>3 kg/cm2</b>	<b>4 kg/cm2</b>	<b>5 kg/cm2</b>	<b>6 kg/cm2</b>	<b>8 kg/cm2</b>	<b>10 kg/cm2</b>	<b>12.5 kg/cm</b>	<b>16 kg/cm2</b>	<b>20 kg/cm2</b>	
16		300,500,1000								26	31	
20	1/2"	50,100,200,300,500,1000							37	41	46	
25	3/4"	50,100,200,300,500,1000						46	53	62	72	
32	1"	50,100,200,300,500,1000						71	82	102	120	
40	1.1/4"	50,100,200,300,500,1000				74	90	109	133	157	184	
50	1.1/2"	50,100,200,300,500,1000			95	113	139	169	203	244	289	
63	2"	50,100,200,300,500,			148	176	216	270	322	386	461	
75	2.1/2"	50,100,200,300,	142	165	203	252	311	380	453	547	643	
90	3"	50,100,200,	188	238	302	362	440	547	643	785	926	
110	4"	50,100,	280	358	439	546	656	804	952	1176	1383	
125	4.1/2"	Straight 6 Mtr.	363	448	557	695	836	1029	1235	1505	1776	
140	5"	"	461	577	701	868	1065	1299	1544	1891	2232	
160	6"	"	585	733	920	1145	1390	1698	2033	2457	2895	
180	7"	"	740	933	1171	1435	1750	2149	2573	3088	3680	
200	8"	"	913	1175	1428	1776	2161	2650	3191	3860	4598	
225	9"	"	1158	1454	1821	2252	2740	3345	4066	4889	5764	
250	10"	"	1428	1776	2252	2779	3371	4130	4953	6021	7089	
280	11"	"	1801	2239	2831	3480	4214	5185	6240	7462	8878	
315	12"	"	2264	2843	3602	4387	5339	6575	7823	9521	11258	
355	14"	"	2895	3602	4542	5571	6768	8337	9990	12191	14281	
400	16"	"	3705	4700	5777	7128	8685	10679	12673	15439	18141	
450	18"	"	4696	5828	7301	9045	11000	13509	16082	19428	22901	
500	20"	"	5790	7367	9045	11168	13535	16726	19942	24059		
560	22"	"	7308	9006	11386	13895	16983	20843	25217	30364		
630	24"	"	9199	11684	14410	17562	21448	26375	31779			
710	27"	"	11644	14603	18302	22387	27340	33645				
800	30"	"	14796	19005	23287	28611	34738	42715				